






MULTIMEDIA PROJECTOR W415



CRYSTAL CLEAR DIGITAL CONNECTIVITY



-  **WXGA resolution with DisplayPort and HDMI 1.4a connectivity**
-  **4500 lumens bright image with 15,000:1 contrast ratio makes it ideal for large screen applications**
-  **Lens shift for installation flexibility**
-  **Full 3D compatibility for audience captivating immersive presentations**
-  **1.5x zoom ratio for greater installation placement flexibility**



The Optoma W415 is the perfect projector solution for medium to large size conference rooms, training rooms, higher education and houses of worship.

With a powerful 4500 lumens and a stunning 15,000:1 contrast ratio the W415 delivers bright large-screen presentations with fantastic image clarity, outstanding color accuracy and incredibly sharp image detail.

Designed for today's digital world, the W415 provides HDMI v1.4a, DisplayPort connectivity, vertical lens shift for installation flexibility and RJ45 for LAN command and control. Up to 7000 hours of lamp life and filter-free design minimize the cost of operation. It's compelling feature set include: Full 3D display compatibility, DICOM Simulation and sRGB display modes. Closed captioning, logo capture, Crestron RoomView® for remote monitoring and control, powerful 10-Watt speaker and more.

CONNECTIVITY (May require optional accessories)



MULTIMEDIA PROJECTOR — W415

OPTICAL/TECHNICAL SPECIFICATIONS


Display Technology	Single 0.65" DC3 DMD DLP® Technology by Texas Instruments™
Native Resolution	WXGA (1280 x 800)
Maximum Resolution	HD 1080p (1920 x 1080)
Brightness (Typical)	4500 lumens
Contrast Ratio	15,000:1 (full on/full off)
Displayable Colors	1.07 Billion
Lamp Life* and Type	7000/4000/3000 Hours (ECO+/ECO/normal)
Projection Method	Front, rear, ceiling mount, table top
Keystone Correction	±40° Vertical
Uniformity	>80%
Aspect Ratio	16:10 native, 16:9 and 4:3 compatible
Throw Ratio	1.46 ~ 2.2 (distance/width)
Projection Distance	3.9'–32.8' (1.2–10 m)
Image Size (Diagonal)	25.3"–318" (0.65–8.0 m)
Projection Lens	F=2.42–2.97, f=20.7–31.05 mm 1.5x manual zoom and focus
Lens Shift Offset	Vertical: 107% ~ 119%
Digital Zoom	0.8 ~ 2.0
Typical Offset	112%
Audio	10-Watt speaker
Noise Level	35dB min.
Remote Control	IR remote mouse with laser
Operating Conditions	41–113°F (5–45°C), 85% max humidity
Power Supply	AC Input 100–240V, 50–60Hz, auto-switching
Power Consumption	Max 290W (Normal), Min 230W (Eco+), <0.5W (standby-ECO)

COMPATIBILITY SPECIFICATIONS

Computer Compatibility	HD, UXGA, SXGA+, WXGA+, WXGA, SXGA, XGA, SVGA, VGA
Video Compatibility	NTSC, PAL, SECAM, SDTV (480i), EDTV (480p), HDTV (720p, 1080i/p)
3D Compatibility[†]	Supports all HDMI 1.4a mandatory 3D formats (Frame pack, side-by-side, top-bottom) and up converts frame rate from 60Hz to 120Hz or 24Hz to 144Hz (i.e 60 or 72 frames per eye). 3D glasses are needed and are sold separately. Refer to user manual for details.
Vertical Scan Rate	24–85Hz, 120Hz
Horizontal Scan Rate	15.375–91.146KHz
User Controls	Complete on-screen menu adjustments in 27 languages
I/O Connection Ports	HDMI v1.4a, DisplayPort, two VGA-in, VGA-out, composite video, S-Video, audio-in, RCA audio-in, audio-out, 12V trigger, RS-232C, RJ45 & USB-B

PHYSICAL SPECIFICATIONS

Security	Kensington® lock port, security bar and keypad lock
Weight	5.95 lb (2.7 kg)
Dimensions (W x H x D)	11.26" x 4.88" x 10.43" (286 x 124 x 265 mm)



- | | | |
|-----------------|---------------------------|------------------|
| 1. VGA2-In | 7. RS-232C | 13. Audio-Out |
| 2. VGA1-In | 8. S-Video | 14. Audio1-In |
| 3. VGA-Out | 9. Video | 15. RCA Audio-In |
| 4. Display Port | 10. Kensington® lock port | 16. Security bar |
| 5. HDMI | 11. Power | |
| 6. RJ45 | 12. 12V Out | |

Warranty

3-Year Optoma Express Service, 1-Year on Lamp

What's In the Box

W415 projector, AC power cord, VGA to VGA cable, remote control, batteries for remote, carrying case, lens cap, CD-ROM user's manual, quick start card and warranty card

Optional Accessories

Wireless VGA dongle, universal ceiling mount, Optoma screens, DLP®Link™ 3D glasses, wireless HDMI system and Cat6 HDBaseT

Accessory Part Numbers

Lamp: 5811118924-SOT	Wireless VGA dongle: BI-EXTBG03
Remote: BR-3070L	DLP® Link™ 3D glasses: BG-ZD301
Wireless HDMI system: WHD200	Single-Cat6 HDBaseT kit: EVBMN-M110
Universal ceiling mount: BM-5001U	Universal ceiling mount: OCM818W-RU
Universal ceiling mount (with extensional pole): OCM815W	

UPC 796435 41 900 4

www.OptomaUSA.com

Optoma
Projector Expert

*Lamp-life is dependent on many factors, including lamp mode, display mode, usage, environmental conditions and more. Lamp brightness can decrease over time.

†3D content can be viewed with either RF or DLP Link active shutter glasses when projector is used with a compatible 3D player. RF 3D glasses require the use of an RF 3D emitter and a projector with a 3D VESA Sync port. Please visit www.OptomaUSA.com for more information.

Copyright © 2014 Optoma Technology, Inc. DLP® and the DLP logo are registered trademarks of Texas Instruments™. All other trademarks are the property of their respective owners. All specifications subject to change at any time. The Optoma Express Program is only valid in the U.S.